

6. ADDITIONAL DATA ON ACCREDITED COMPLIANCE ORGANISATIONS

6.1. Fost Plus reference costs (for collection and sorting) for 2023 and 2024

The IRPC determined the reference costs for 2023 as follows:

| 2023 | Bottle banks/ Kerbside (EUR/tonne) | Recycling centres (EUR/tonne) | Total (EUR/tonne) |
|-----------------|--|-------------------------------------|----------------------|
| Glass | 62.54 | 44.54 | 61.36 |
| Paper/Cardboard | 106.97 | 59.12 | 96.70 |
| PMD collection | 239.25 | 157.40 | 235.60 |
| PMD sorting | --- | --- | 280.66 |

The IRPC determined the reference costs for 2024 as follows:

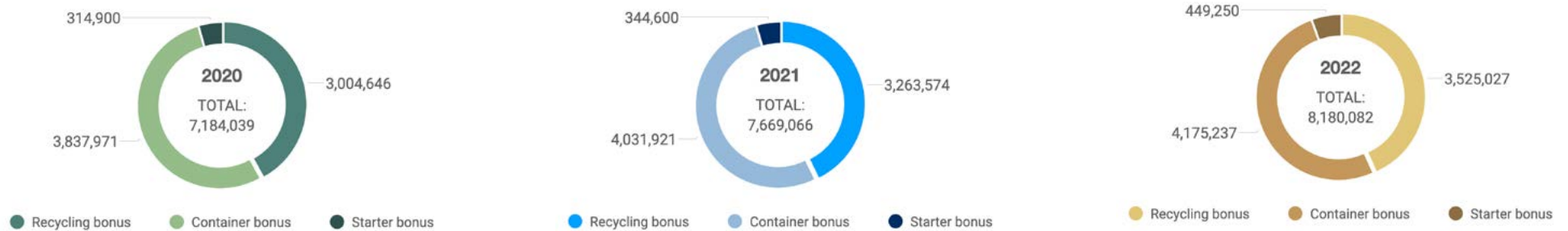
| 2024 | Bottle banks/ Kerbside (EUR/tonne) | Recycling centres (EUR/tonne) | Total (EUR/tonne) |
|-----------------|--|-------------------------------------|----------------------|
| Glass | 65.22 | 44.57 | 64.22 |
| Paper/Cardboard | 117.10 | 64.39 | 105.97 |
| PMD collection | 254.73 | 163.99 | 250.69 |
| PMD sorting | --- | --- | 285.56 |

For a detailed overview of these reference costs and further information about how they are calculated, please refer to the data sheet available on our website.

6.2. Payments to unpackers by Valipac in 2023

In 2023 Valipac reported on the payment of incentives for 2022.

In all, 44,516 certificates were approved for 2022, representing a total amount of EUR 8.18 million. Not all of the approved certificates are actually paid out, as a large proportion of the bonuses approved by Valipac are not claimed by the unpackers concerned. The amount paid out for 2022 was EUR 4.68 million.



Each year, Valipac also monitors the distribution of bonuses between the different business sectors.

Half of the bonuses paid out go to unpackers with fewer than 50 employees (very small SMEs with fewer than 10 employees + SMEs).

In contrast, large companies (with more than 200 employees) receive 32% of the bonuses based on just 5.5% of the certificates.

6.3. Value of the materials:

• Reference values Fost Plus 2023

Material (selectively collected and sorted)
Average price (EUR/tonne)



• Value of industrial and commercial packaging waste in 2023

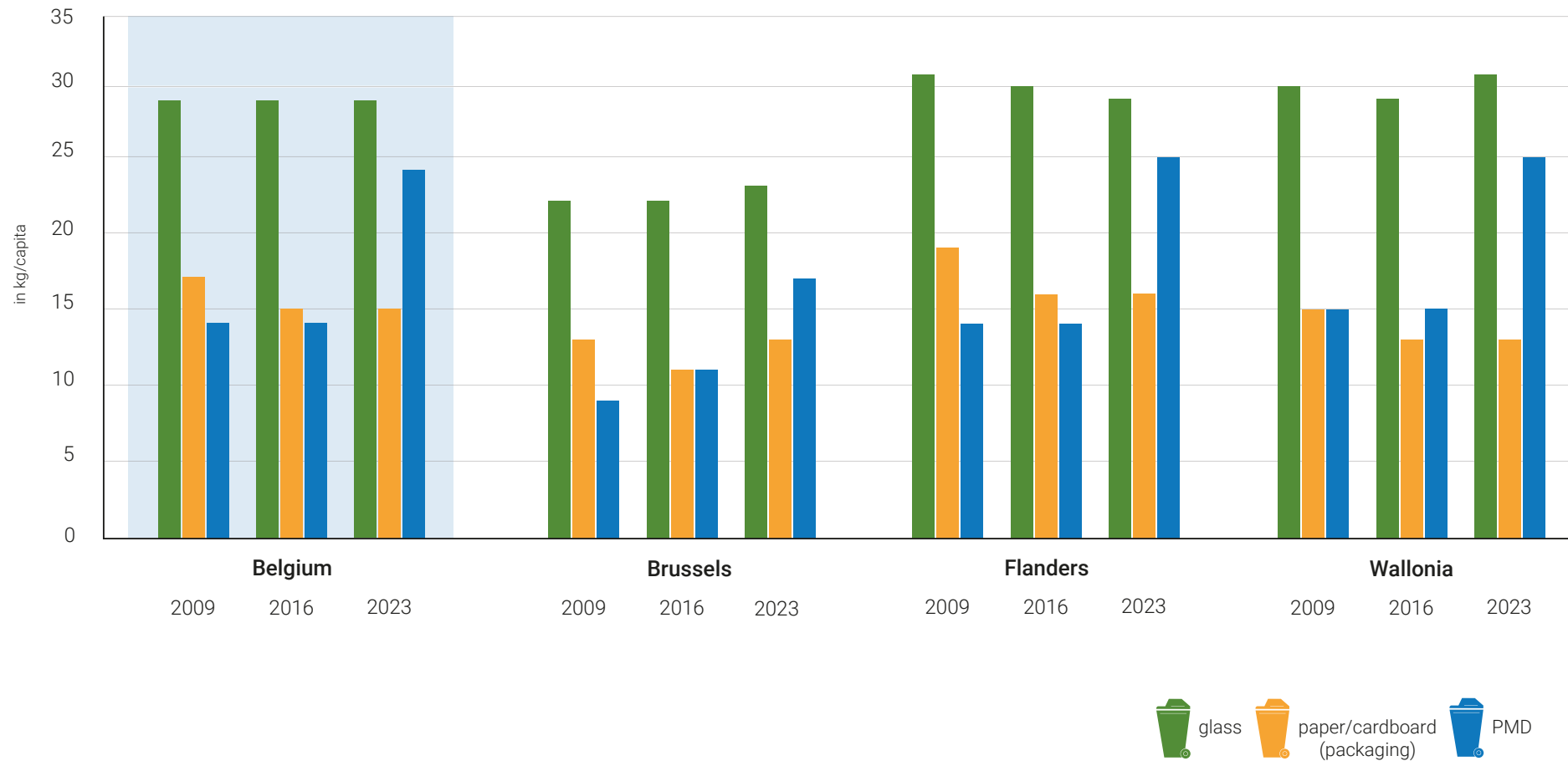
Each year, Valipac produces a report on the sales prices of secondary raw materials: paper/ cardboard, metal, wood (separated into pallets and wood chips) and plastics (separated into films and HDPE). The following **sales prices** were set for 2023:

| | Minimum price (€/tonne) | Maximum price (€/tonne) |
|---------------------------------------|---|---|
| Paper/Cardboard | 60 | 85 |
| Plastic (HDPE) | 670 | 780 |
| Plastic (clear LDPE) | 460 | 650 |
| Plastic (cling film/coloured film) | 80 | 170 |
| Metal | 160 | 270 |
| Wood (A-grade wood chips) | 15 | 50 |
| Wood (pallets) | 195 (reference market: France) 320 (reference market: Germany) | 228 (reference market: France) 480 (reference market: Germany) |



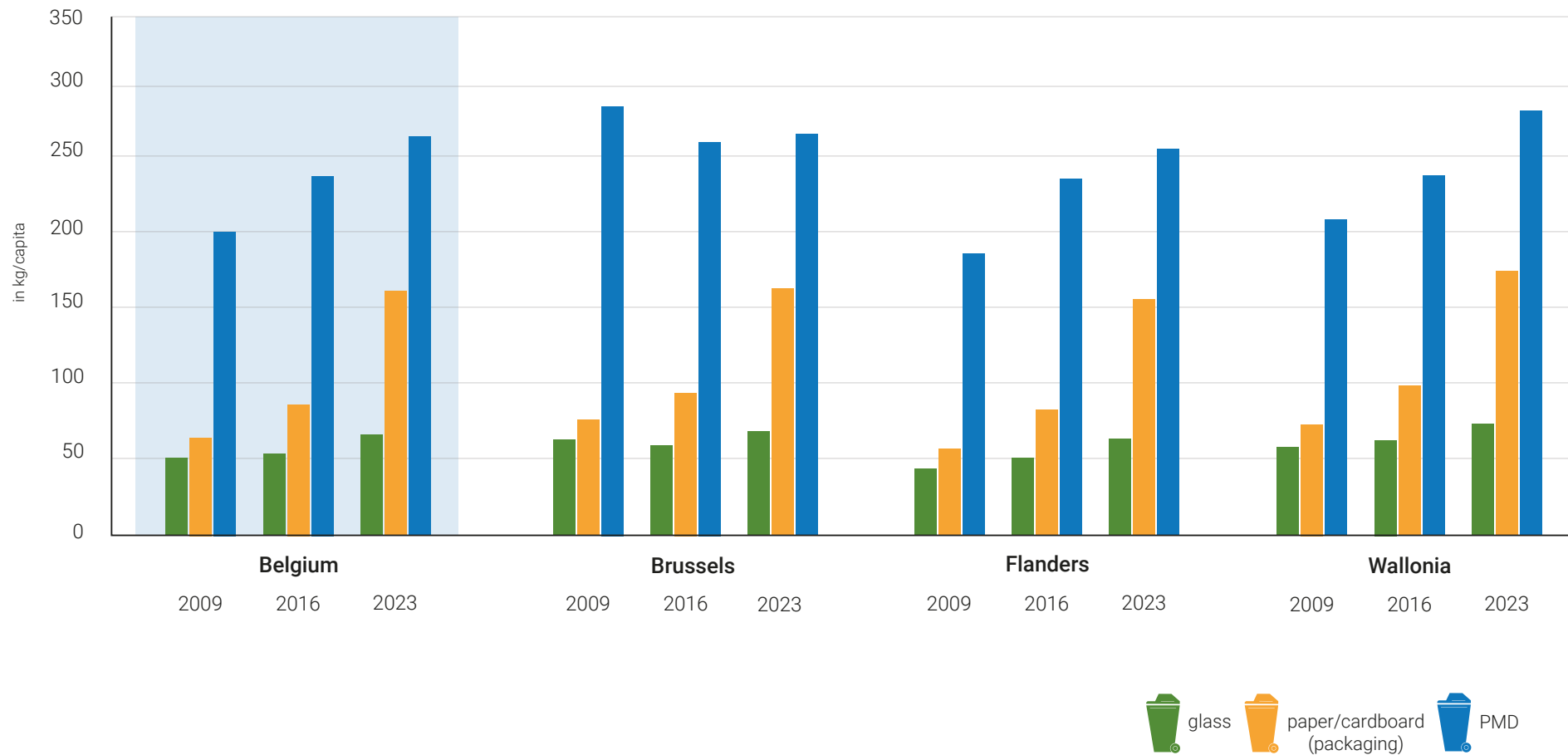
6.4. Collection of household packaging waste

Trend in the **collection results** per material, per Region and for Belgium as a whole (in kg/capita)



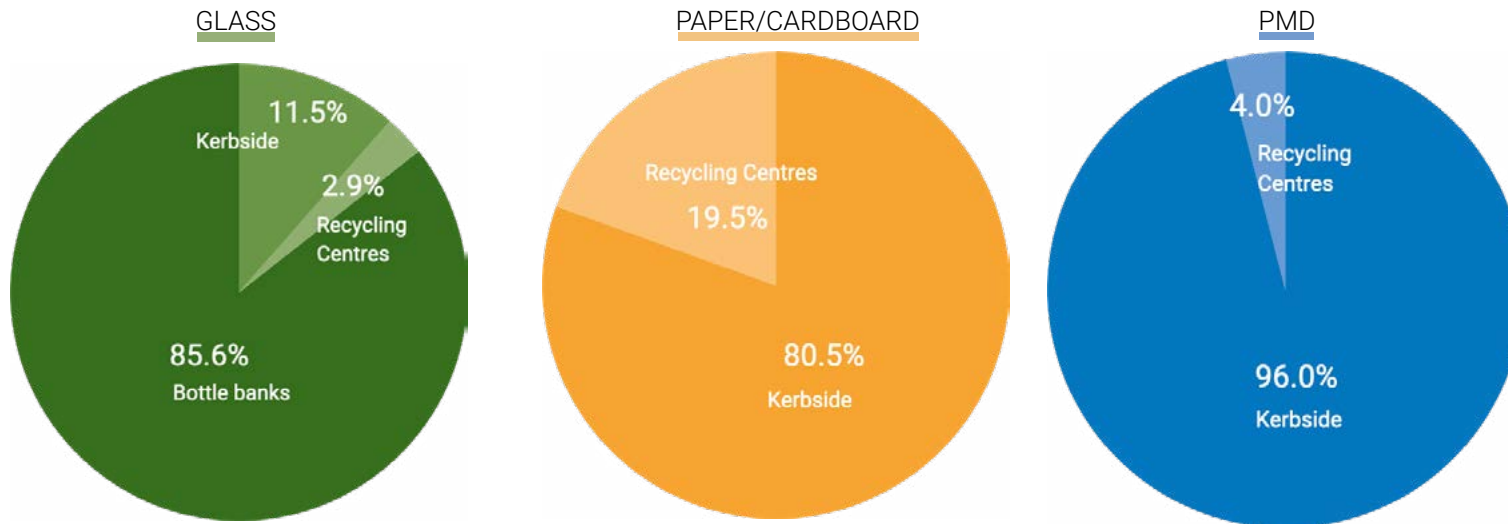
6.5. Collection cost of household packaging waste

Trend in the **collection cost** per material, per Region and for Belgium as a whole (in kg/capita)



6.6. Collection methods for household packaging waste

Per fraction, proportion of the **result** achieved by each collection method in 2023



Per fraction, proportion of the **cost** incurred by each collection method in 2023

